

## Dosing systems for industrial applications

# JULIA-Industrial

## Dosing systems

### JULIA-WADOS-dosing systems

For volume controlled dosing on non-aggressive and non-gasifying chemical solutions.

**Version JJWD:** Self-venting piston operated dosing system with synchronised motor. Dosing volume adjustable in set steps. Container for chemical solution made of synthetic material, including hand mixer, water meter with integrated injector and 2 m suction in-feed tubing. In-feed suction lance with dry running protection. Threaded bayonet connection flange (JQE) for connection to the cold water mains, power supply unit (low voltage), dosing and error indicator and potential free error report function (JULIA signal cable required). Power supply 230 V / 50 Hz.


**Version JJWT:** As above, but without the chemical container for direct in-feed from commercially available 25 litre drums.

### JULIA-UNIDOS-dosing systems

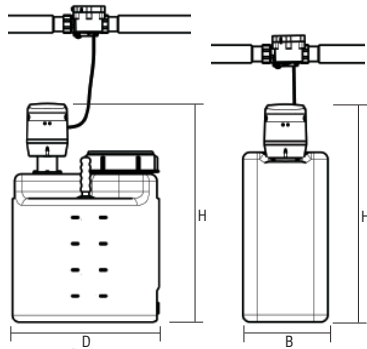
For volume controlled dosing on non-aggressive and non-gasifying chemical solutions

**Version JJUD:** Self-venting piston operated dosing system with synchronised motor. Dosing volume adjustable in steps. Control function via power supply, container for chemical solution made of synthetic material, including hand mixer, 1/2" warm water injector with cooling run and 2 m suction in-feed tube, power supply unit (low voltage), in-feed suction lance with dry running protection, dosing and error indicator with potential free error report function (JULIA signal cable required). Power supply 230 V / 50 Hz.

**Version JJUT:** As above, but without the chemical container for direct in-feed from commercially available 25 litre drums.



## JULIA-WADOS-dosing systems



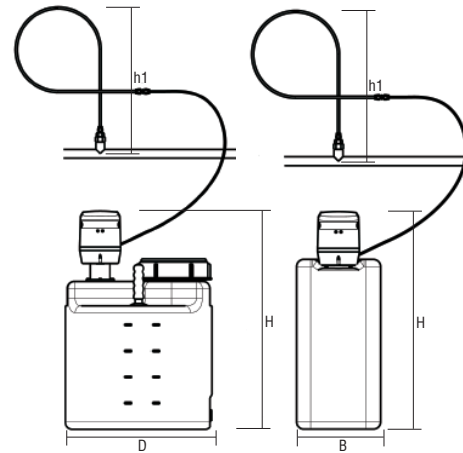
JJWD 10-40 KH

JJWT-10 K

Dosing unit	Type	JJWD 10-40 KH	JJWT 10 K
Max. flow rate, short-term ( $Q_{max}$ )	m <sup>3</sup> /h	10	10
Pressure loss at max. flow rate	bar	0,9	0,9
Continuous flow rate ( $Q_c$ )	m <sup>3</sup> /h	6	6
Pressure loss at continuous flow rate	bar	0,35	0,35
Min operational flow ( $Q_{min}$ )	l/h	70	70
Pipe connection	inch	1 ¼	1 ¼
Installation length	mm	195	195
Dosing unit type	Typ	1,1-10	1,1-10
Max. counter pressure	bar	10	10
Dosing material container volume	litres	40	-
For packaging units	litres	-	25
Dimensions:			
W	mm	-	260
H	mm	627	610
Depth/D	mm	420	300
Net weight	kg	7,5	3,9
Order No.		8330114	8330115

KH= cold water injection point, mixer K= cold water injection point

## JULIA-UNIDOS-dosing systems



JJUD 1,1-40 HH

JJUT 1,1 H

Dosing unit	Type	JJUD 1,1-40 HH	JJUT 1,1 H
Max flow rate	l/h	1,1	1,1
Dosing unit	typ	1,1-10	1,1-10
Max. counter pressure	bar	10	10
Dosing material container volume	litres	40	-
For packaging units	litres	-	25
Dimension:			
W	mm	-	260
H	mm	627	610
h1	mm	430	430
Depth/D	mm	420	300
Net weight	kg	7,3	3,7
Order No.		8330112	8330113

HH = warm water injection point, mixer H = warm water injection point

We carry JUDO-products in stock



JUDO Wasseraufbereitung GmbH  
 P.O.Box 380 · D-71351 Winnenden  
 Germany  
 Tel. +49 (0)7195 / 692-0  
 Fax +49 (0)7195 / 692-110  
 E-Mail: export@judo.eu · www.judo.eu

# JUDO Dosing Pump Units

For the Chlorine Dosing



Type JUD-C

## JUDO Dosing Pump Units for the Chlorine Dosing

### Type JWD-C 5-50 to 10-50

For the quantity-proportional dosing of chlorine solutions.

**Version:** self-venting dosing pump with innovative double dosing head and compact calibration device, dosing volume stepwise adjustable, chemical-solution and storage tank, made of plastic with hand mixer, contact water meter, cold water injection valve 1/2", 2 metres dosing hose, suction line with dry-run protection, potential free trouble signal / empty signal [empty signal cable required], power supply connection [230 V] [50 Hz] via protected contact plug.

### Type JUD-C 1,0-50

For the Dosing of Chlorine Solutions.

**Version:** self-venting dosing pump with innovative double dosing head and compact calibration device, dosing volume stepwise adjustable, activation via voltage supply or contact input, chemical-solution and storage tank, made of plastic with hand mixer, cold water injection valve 1/2", and 2 metres dosing hose, suction line with dry-run protection, potential free trouble signal / empty signal [empty signal cable required], power supply connection [230 V] [50 Hz] via protected contact plug.

Type	JWD-C 5-50	JWD-C 10-50
Pressure loss at nominal bar	0,15	0,25
Water flow rate	Qn m <sup>3</sup> /h	2,5
	Qmax m <sup>3</sup> /h	5
	Qmin m <sup>3</sup> /h	0,03
Pulse sequence litres	0,5	1
Pipe connection	3/4"	1"
Dosing Pump, type	1,0-10 DK	1,0-10 DK
Maximum counter pressure bar	10	10
Dosing tank volume litres	50	50
Order - Number	8330075	8330111

Type	JUD-C 1,0-50
Maximum flow rate m <sup>3</sup> /h	1,0
Maximum counter pressure bar	10
Injectionvalve connection	1/2"
Dosing Pump, type	1,0-10 DK
Dosing tank volume litres	50
Order - Number	8330074

Liquid chlorine, type JFC-20	Order -	8822101
Inorganic, liquid chlorine product according to DIN EN 901, active chlorine content, approximately 15 %, in one-way can, 20 litres trading unit.	Number:	

