

Added safety for your home

JUDO ZEWA- WASSERStop

Leakage protection unit

Water damage is something that happens without warning. That is why it is so important to make sure your home is protected adequately. JUDO's ZEWA-WASSERSTOP is the easy way of gaining the peace of mind such protection can offer as it focuses on minimising the consequences of water damages. The patented safety system monitors the water flow in your home. It notices burst pipes, dripping taps or running toilets and reduces the consequences of water damages by interrupting the water flow thus.

The advantages

- ◆ Recognises leaks in your home
- ◆ Protects against the consequences of water damage
- ◆ Recognises running taps
- ◆ Shuts water off when pipes burst
- ◆ Can be adapted to individual consumption requirements
- ◆ Saves water, money and offers peace of mind
- ◆ Emergency open function in accordance with German norms
- ◆ Open/close hand button
- ◆ 3-stage holiday mode
- ◆ Additional battery power supply ensures min. 5 hrs power back-up
- ◆ Values regulated by DIP switch


Remote monitoring relays optional:

- ◆ Communications port for water softener (e.g. BIOQUELL)
- ◆ RS 232 interface. Software with graphics operation
- ◆ Leakage sensor
- ◆ Connection for alarm system (e.g. EIB)




The patented ZEWA-WASSERSTOP with the 4-stage operation process

Stage 1: Flow control



The ZEWA-WASSERSTOP monitors the water flow on an ongoing basis measuring the max. flow rate, flow volume and time of flow.

Stage 2: Recognising limit values




The ZEWA-WASSERSTOP continuously compares the actual water flow with the limit values preset in the unit and, therefore, is able to recognise excess values immediately.

Stage 3: Cutting off supply



Once excess limit values have been recognised, the ZEWA-WASSERSTOP automatically cuts off the incoming water supply. LED lights indicate the reason for stoppage. The integrated back-up power supply ensures continuous monitoring even during power cuts.

Stage 4: Monitoring excess values



In order to allow remote manual operation, the shut-off-valve contained in the unit is reopened shortly after shut-off. The unit then carries out an automatic flow check and, should the ZEWA-WASSERSTOP detect a reduction in consumption of at least 30%, the valve remains open. If only a minimal reduction is detected, the inflow is shut down completely.


We carry JUDO-products in stock

Operation display:
LED lights
indicate the
reason for water
stoppage

Individual
calibration:
The ZEWA-
WASSERSTOP is
calibrated to suit
the typical water
consumption values
for your home
and can be adjusted
to meet actual
requirements at
any given time.

The "remote manual
operation" function
does the thinking for
you!
If more water
than usual is required,
no problem! Simply
turn on the tap after
the shut of and the
ZEWA-WASSERSTOP
automatically
recognises a higher
water demand
and enables the
water flow.

Back-up power
supply:
An integrated
battery power
supply allows
several hours of
uninterrupted
function even
during power cuts



Manual Operation:
The manual
operation button
of the unit
allows you to
interrupt or restart
water flow
manually

Individually adjustable:

The ZEWA-WASSERSTOP can be adjusted to meet your actual water consumption requirements and shuts supply down at:

- Max flow rate: 0.5/1/2/3/4/5 m³ per hour
- Flow volumes exceeding 100/200/500/1000/2000/3000 Ltrs.
- Uninterrupted flow times: 6/12/18/30/60/120 minutes
- Automatically switches to an adjustable "holiday mode" when flow rate has been at zero for more than 72 hours

Technical specifications

Modell	JZW	JZW	JZW	
Pipeconnection inch	3/4"	1"	1 1/4"	
Water flow rate up to m ³ /h	4,0	5,0	6,0	
Pressure loss bar	0,5	0,6	0,7	
Order-No .	8140001	8140002	8140003	
Abmessungen (mm)	A	180	195	230
	B	190	190	190
	C	155	155	155
	D	195	200	210
	E	195	200	210

Quick-mounting

The patented JUDO QUICKSET-E (included in the scope of supply), facilitates the installation of the unit to trained personnel.



JUDO Wasseraufbereitung GmbH
P.O.Box 380 · D-71351 Winnenden
Germany
Tel. +49 (0)7195 / 692-0
Fax +49 (0)7195 / 692-110
E-Mail: export@judo.eu · www.judo.eu